

MODELS IN RANGE 8

WARRANTY 2 YEARS

OUTPUT RANGE 5500 - 13000W



FEATURES & BENEFITS

FLEXIBLE START OPTIONS

Offers convenient key start or wireless remote start* for easy operation.

SEAMLESS POWER BACKUP INTEGRATION

The ATS port* can connect to an ATS (available separately) for uninterrupted power supply.

EXTENDED OPERATION

Large fuel tanks enable long run times, minimizing refueling needs and maximizing efficiency.

HIGH-POWER PERFORMANCE

3-phase models* deliver greater power and stability, ideal for demanding industrial applications.

STABLE AND PROTECTED POWER OUTPUT





The AVR system ensures consistent voltage to protect sensitive equipment and extend its lifespan.

QUIET, DURABLE AND PORTABLE DESIGN

The soundproof canopy reduces noise, while the heavy-duty frame offers protection and portability, ensuring smooth operation and durability.



MODELS

Model	SKU	Phase	Max Output	Start	Tank	ATS port	Noise
	LDG6500SV-EU	Single	6.5kVa/5500W	Key	16L	Included	68 dBA @ 7m
	DG6500SVWRC-EU	Single	6.5kVa/5500W	Key/Remote	16L	No	68 dBA @ 7m
	LDG6500SV3-EU	Three	6.5kVa/5500W	Key	16L	Included	68 dBA @ 7m
	DG6500SV3WRC-EU	Three	6.5kVa/5500W	Key/Remote	16L	No	68 dBA @ 7m
	LDG12S-EU	Single	12kVa/11000W	Key	50L	Included	68 dBA @ 7m
	LDG12S3-EU	Three	12kVa/11000W	Key	50L	Included	68 dBA @ 7m
	LDG15S-EU	Single	15kVa/13000W	Key	35L	Included	75 dBA @ 7m
	LDG15S3-EU	Three	15kVa/13000W	Key	35L	Included	75dBA @ 7m

*Selected models only