

TEAM AIR

Family



Team Air

The All-Rounder



135kg 160kg



WARRANTY MAX USER MAX USER ANY FABRIC CS-XPRESS

Overview

Australasia's best selling ergonomic office chair - offers high-quality functional support at a competitive price. Its breathable mesh back, and generous seat, can accommodate body types of all shapes and sizes for a comfortable and productive work experience. Designed to perform well in the toughest environments.

It serves as the ideal canvas for customisation, upholstered locally in your preferred fabric allowing you to make it uniquely yours.

Features

- Four ergonomic adjustments; Seat height, seat angle, lumbar height, and back angle.
- Encouraging great posture with a height-adjustable padded lumbar support.
- Comfortable and long-lasting seat foam made by ChairSolutions.

The Range



Team Air 135*



Team Air 160*



Team Air 135 Drafter



Team Sync



Team Air Seat Slide



Optional Headrest



Team Air 135

Dimensions (mm)

Overall Height	Overall Width	Overall Depth
920 to 1030	700	700

Back Height from Seat	Seat Height	Seat Width	Seat Depth
500	440 to 550	490	465



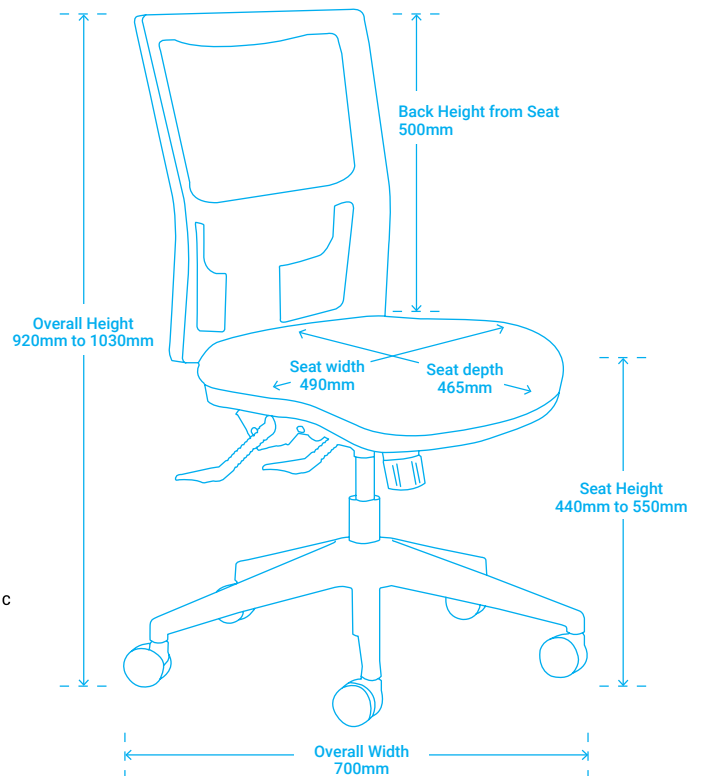
FSC



135 kg
MAX USER



Available



Ventilated Black Mesh with Padded Lumbar Support

Provides breathable cooling comfort for long working hours and encourages great posture

4 Adjustable Features

Including seat height, seat tilt, back tilt, and a height adjustable padded lumbar support

3 Lever Heavy Duty Mechanism

Providing fully ergonomic support for multiple types of users

Certified to AFRDI 142

135kg single shift - static load tested to 410kg

Optional Adjustable Arms

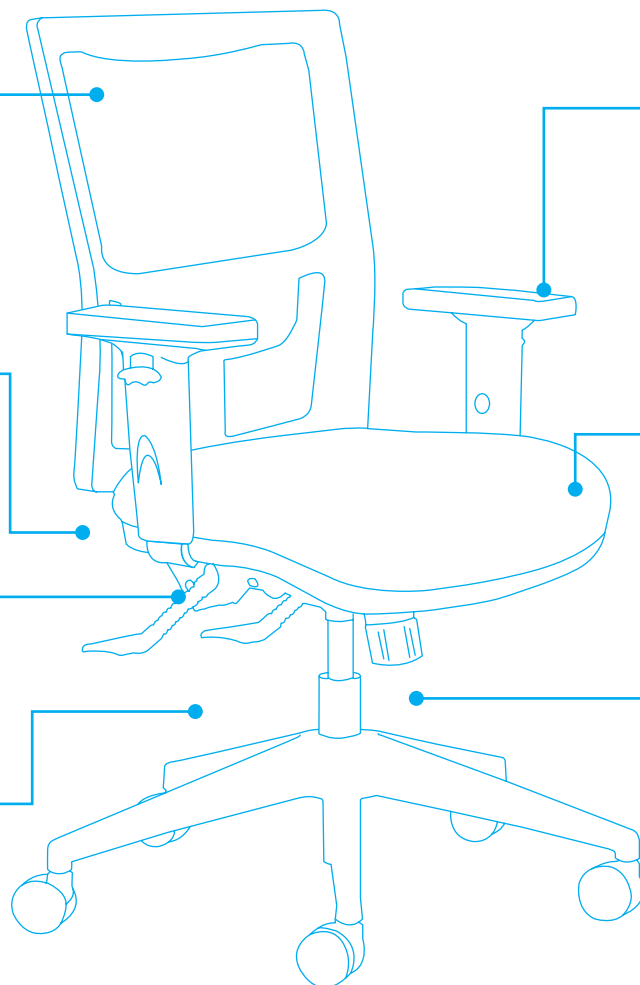
Height adjustable arms with soft touch arm pad, ensuring forearms are supported in the best ergonomic position

Locally Made Moulded Foam

To ensure comfort and durability with antimicrobial and antibacterial properties

Heavy Duty Components

Built for strength and reliability



Team Air 160

Dimensions (mm)

Overall Height	Overall Width	Overall Depth
960 to 1080	700	700

Back Height from Seat	Seat Height	Seat Width	Seat Depth
500	460 to 580	520	490



FSC



WARRANTY

160 kg

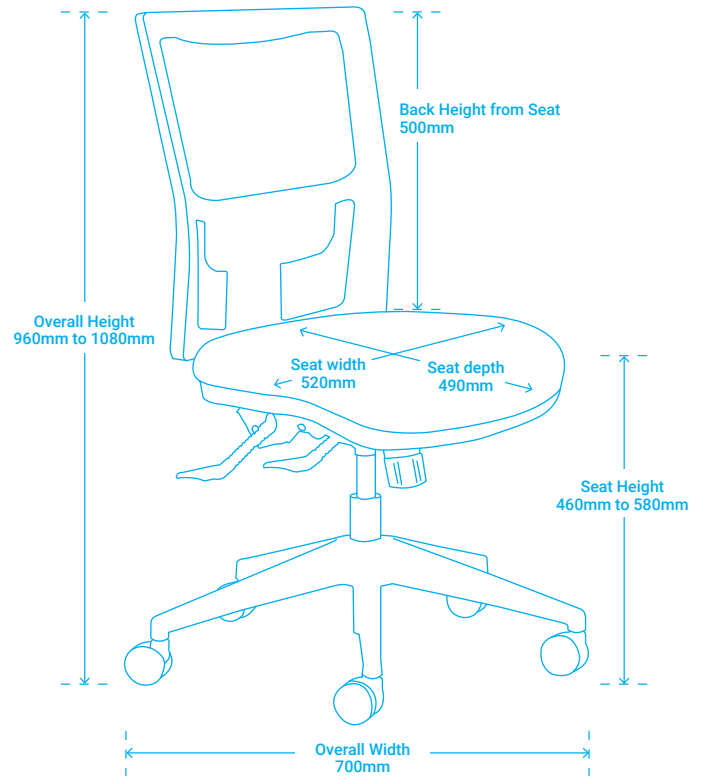
MAX USER



ANY FABRIC



Available



Ventilated Black Mesh with Padded Lumbar Support

Provides breathable cooling comfort for long working hours and encourages great posture

4 Adjustable Features

Including seat height, seat tilt, back tilt, and a height adjustable padded lumbar support

3 Lever Extra Heavy Duty Mechanism

Providing fully ergonomic support for multiple types of users

Certified to AFRDI 142

160kg multishift - static load tested to 490kg

Optional Adjustable Arms

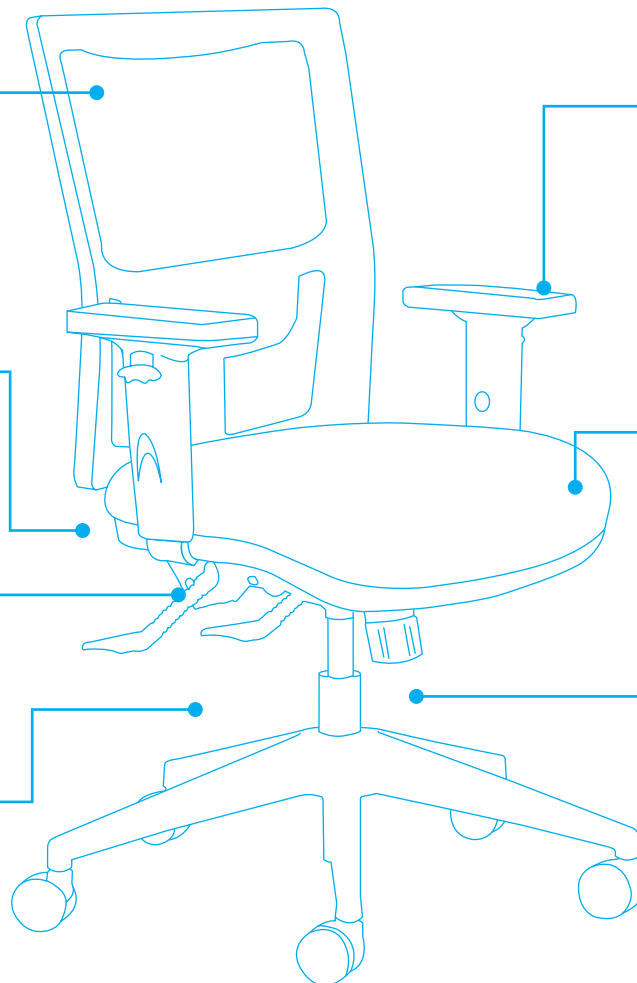
Height adjustable arms with soft touch arm pad, ensuring forearms are supported in the best ergonomic position

Large Comfortable Seat

Comfortable and long-lasting large seat foam with height adjustable padded lumbar support

Super Heavy Duty Components

Built for strength and durability

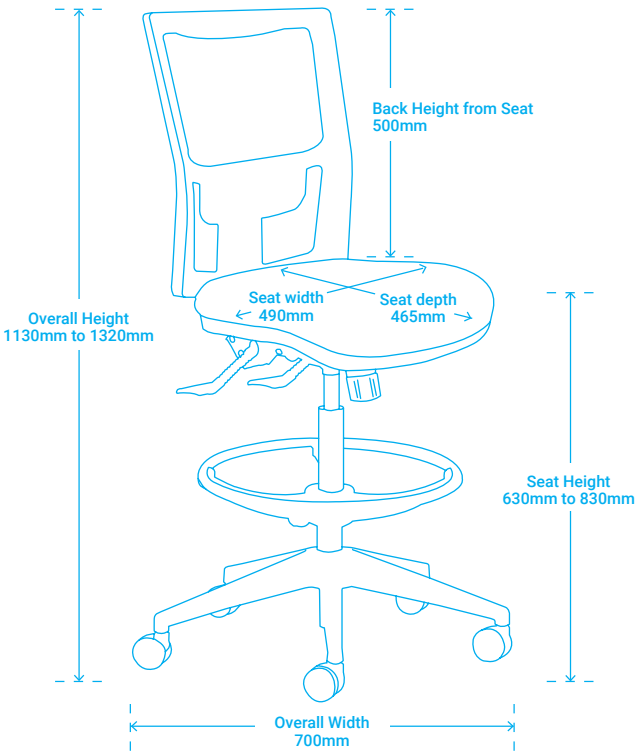


Team Air 135 Drafter

Dimensions (mm)

Overall Height	Overall Width	Overall Depth
1130 to 1320	700	700

Back Height from Seat	Seat Height	Seat Width	Seat Depth
500	630 to 830	490	465



135 kg



WARRANTY

MAX USER

ANY FABRIC

Ventilated Black Mesh with Padded Lumbar Support

Provides breathable cooling comfort for long working hours and encourages great posture

4 Adjustable Features

Including seat height, seat tilt, back tilt, and a height adjustable padded lumbar support

3 Lever Heavy Duty Mechanism

Providing fully ergonomic support for multiple types of users

Certified to AFRDI 142

135kg single shift - static load tested to 410kg

Optional Adjustable Arms

Height adjustable arms with soft touch arm pad, ensuring forearms are supported in the best ergonomic position

Locally Made Moulded Foam

To ensure comfort and durability with antimicrobial and antibacterial properties

Adjustable Black Steel Foot-Ring

For lower leg support

Team Sync

Dimensions (mm)

Overall Height	Overall Width	Overall Depth
920 to 1030	700	700

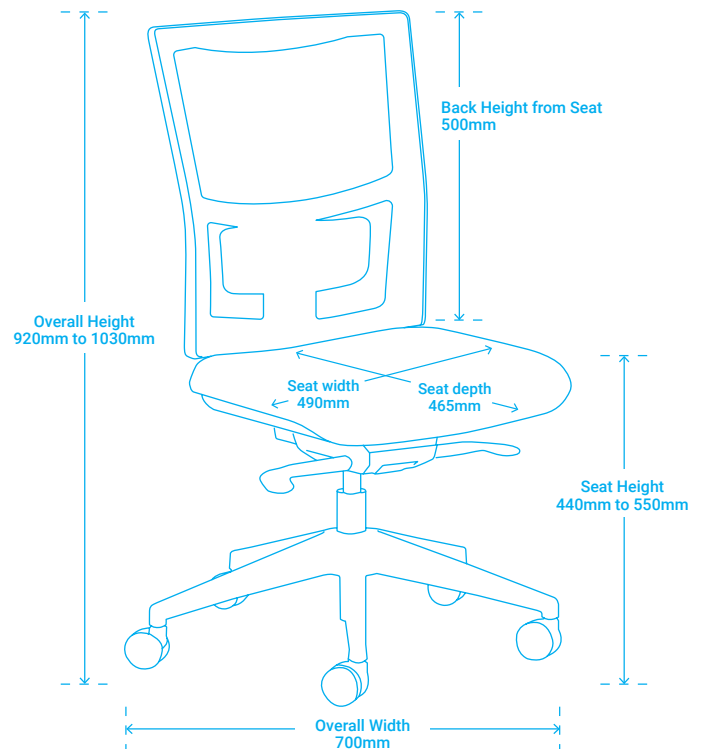
Back Height from Seat	Seat Height	Seat Width	Seat Depth
500	440 to 550	490	465



FSC



135 kg



Ventilated Black Mesh with Padded Lumbar Support

Provides breathable cooling comfort for long working hours and encourages great posture

Perfect Seating Position

4 point lock tension, seat height adjustability and adjustable padded lumbar support

Self-Weighted Synchronised Mechanism with Built-In Seat Slide

Automatically adjusts to the user's weight for effortless comfort and support

Certified to AFRDI 142

135kg single shift - static load tested to 410kg

Optional Adjustable Arms

Height adjustable arms with soft touch arm pad, ensuring forearms are supported in the best ergonomic position

Locally Made Moulded Foam

To ensure comfort and durability with antimicrobial and antibacterial properties

Versatile

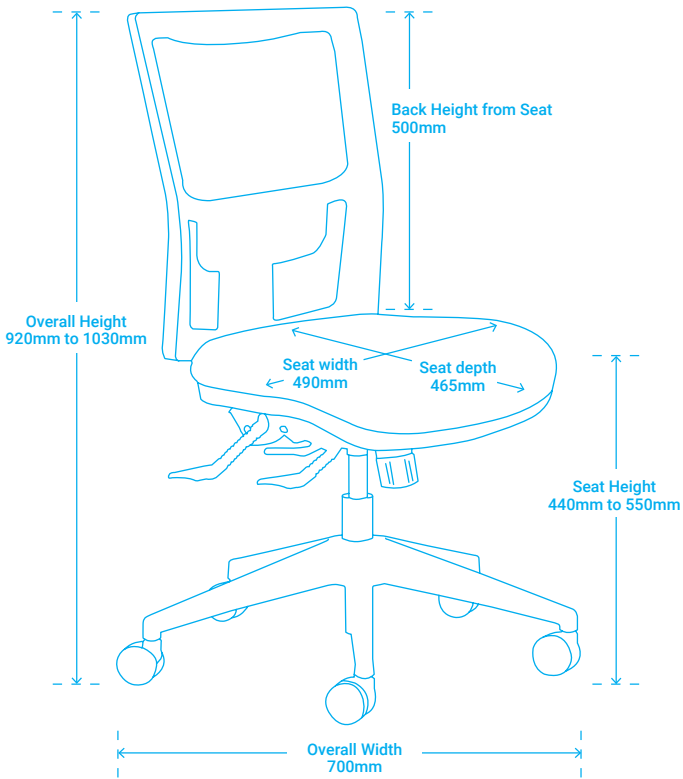
Suited for commercial office or domestic use

Team Air Seat Slide

Dimensions (mm)

Overall Height	Overall Width	Overall Depth	Seat Slide Range
920 to 1030	700	700	50

Back Height from Seat	Seat Height	Seat Width	Seat Depth
500	440 to 550	490	465

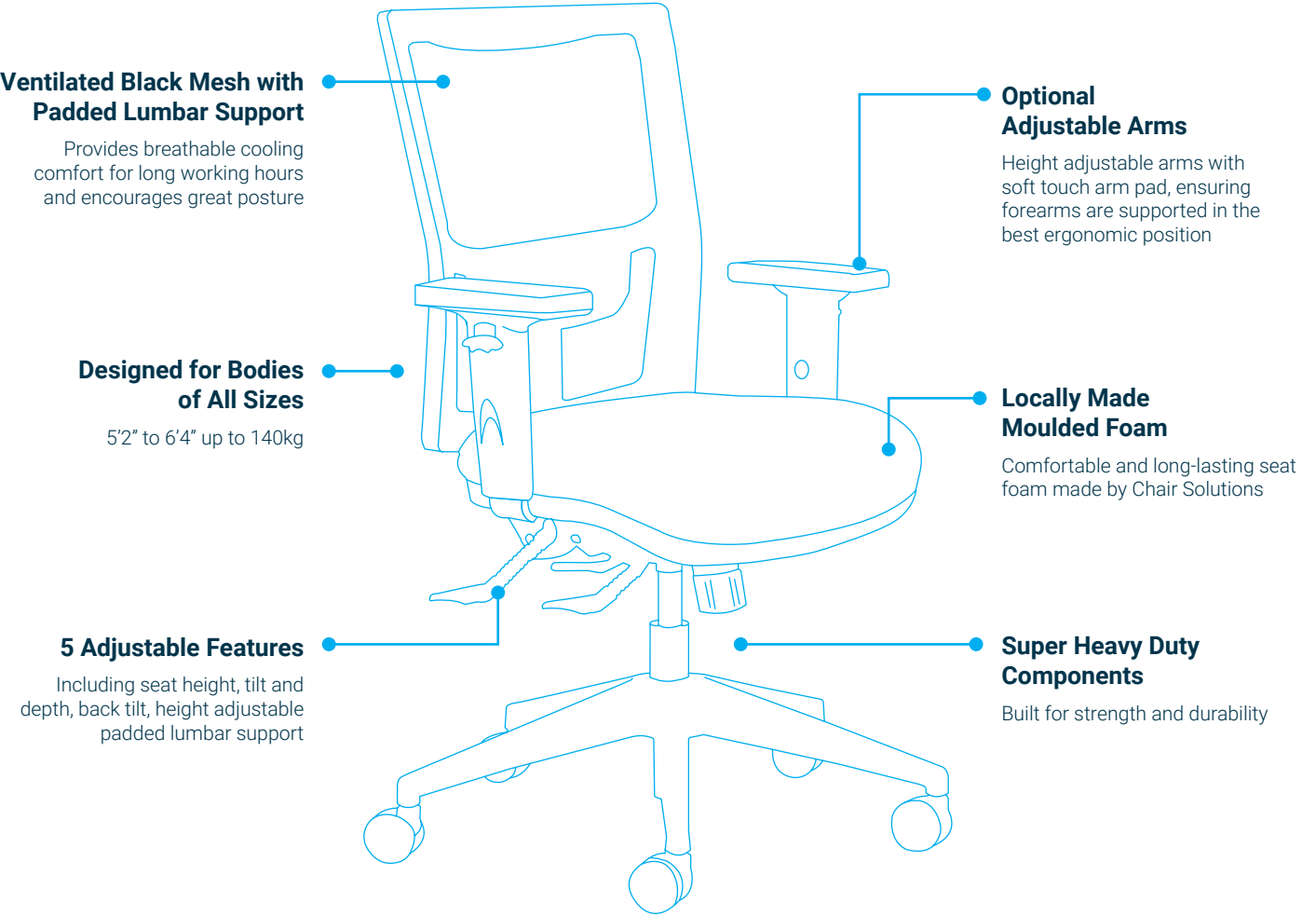







135 kg
WARRANTY MAX USER ANY FABRIC







New Zealand's Best Value Chairs



CSXpress is ChairSolutions quick ship delivery program. With CSXpress you can experience affordability without compromising on quality.

CSXpress Team Air 135

Dimensions (mm)

Overall Height	Overall Width	Overall Depth
920 to 1030	700	700

Back Height from Seat	Seat Height	Seat Width	Seat Depth
500	440 to 550	490	465



FSC



WARRANTY MAX USER

135 kg



CSXpress Team Air 160

Dimensions (mm)

Overall Height	Overall Width	Overall Depth
960 to 1080	700	700

Back Height from Seat	Seat Height	Seat Width	Seat Depth
500	460 to 580	520	490



FSC



WARRANTY MAX USER ANY FABRIC

160 kg



* Orders placed before 12pm, guarantee same day dispatch. Delivery is 1-2 days North Island and 2-3 days South Island. Includes residential delivery.

ChairSolutions



CS NSW

(+61) 02 9624 1733

1/21 Foundry Road, Seven Hills, NSW 2147

salesnsw@chairsolutions.com.au

CS QLD

(+61) 07 3267 6233

57 Raubers Road, Northgate, QLD 4013

sales@chairsolutions.com.au

CS VIC

(+61) 03 9357 5765

38-42 Merola Way, Campbellfield, VIC 3061

salesvic@chairsolutions.com.au

CS WA

(+61) 08 9456 3322

14 Tacoma Circuit, Canning Vale, WA 6155

saleswa@chairsolutions.com.au

CS NZ

(+64) 04 567 3100

1/77 Port Road, Seaview, Lower Hutt 5010

sales@chairsolutions.co.nz