

INSTALLATION MANUAL | Artemis Accessories

Ground plug M | S | XS

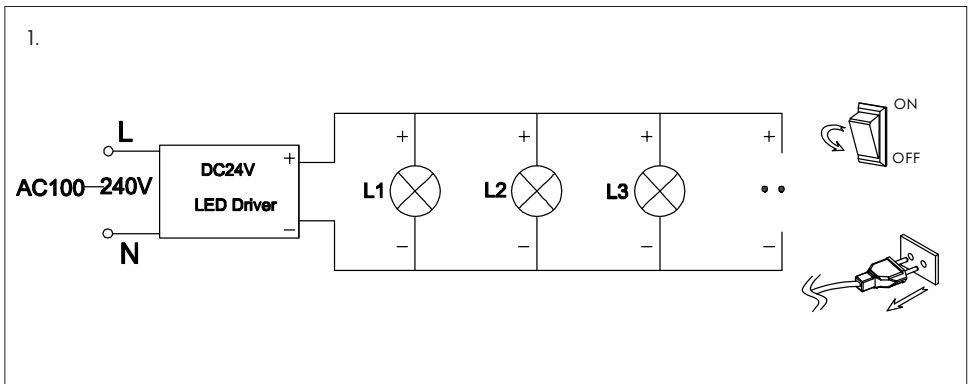
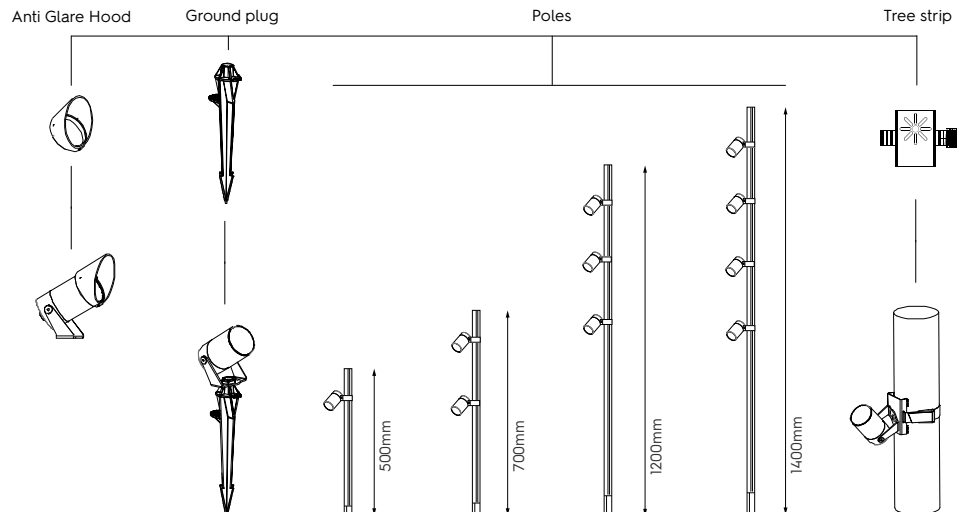
PREPARATIONS:

Before assembling the accessories, carefully read these instructions to make sure the accessories are placed correctly and safely • With all painted/plated products some shade and finishing variation may occur, please make sure the accessories are checked before installation • The accessories must not be modified. Modifying the accessories in any way invalidates the guarantee of conformity with standards and directives in force and it could make the actual luminaire hazardous • Before connecting the luminaire to the accessories, make sure the mains power supply corresponds to the power indicated on the luminaire label • The mains isolator on the consumer unit/fuse board must be in "OFF" position before commencing any electrical work • Never cover the installation frame during use. • The manufacturer reserves the right to change the product specifications without prior notice.

! PLEASE NOTE: Installation must be done by qualified and trained personnel !



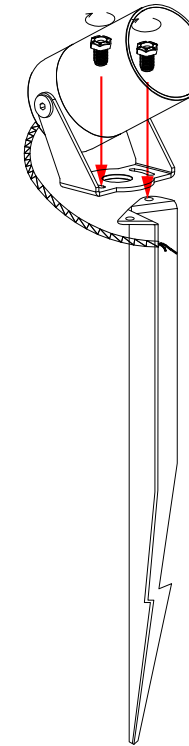
OVERVIEW ACCESSORIES



GROUND PLUG M.



GROUND PLUG S.



GROUND PLUG XS..

