

Low Profile Ramped Edging Entrance Matting Accessory

PRODUCT DATASHEET

cobaflooring.com



FEATURES AND BENEFITS



Technical Specification

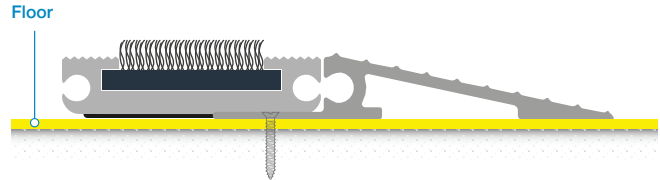
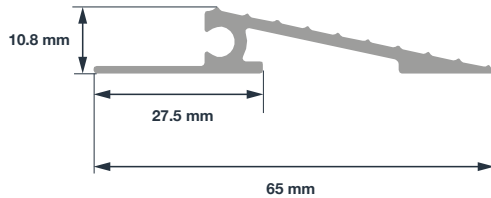
Uniclass	Pr_35_57_11_26 Entrance mats
CAWS	N10 / 300 Entrance Matting
Part Code	P453C
Material	Aluminium
Product Height	10.8 mm
Durability	Heavy to very heavy traffic entrances
Environmental Resistance	Suitable for dry environments
UV Resistance	Yes
Typical Applications	Entrance areas
Installation Method	Installed into recessed well
Other Product Performance Information	Uniform floor load = 14.36 KN/ m ² . Wheel load 159 kg per wheel
COO (Country of Origin)	UK

- Low Profile Ramped Edging available per metre
- Used in conjunction with Plan.a™ Low Profile and Plan.e

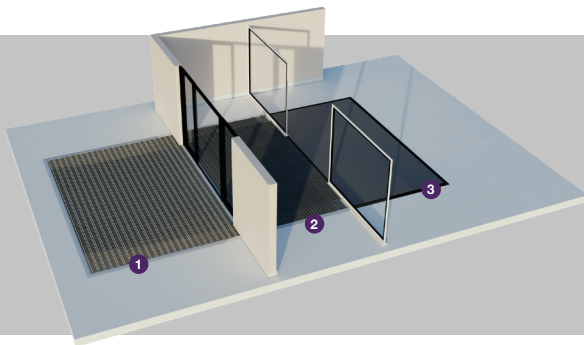


INSTALLATION

Low Profile Ramped Edging for Surface Mounting




ZONES



Zones

We recommend a zoning system when choosing your entrance matting. Whether your entrance extends outdoors or is fully covered, creating three zones delivers optimum dirt barrier performance, ensuring interior floors are kept clean and hazard free.



Light	Medium	High	Very High	Light	Medium	Heavy Duty	Max Duty	Dirt	Moisture
Less than 80 people per hour 3-4 metres	Up to 300 people per hour 6-7 metres	Around 600 people per hour 8-10 metres	Over 5,000 people per day 9-12 metres	Suitcases, Wheelchairs	Supermarket Trolleys, Sack barrows, Luggage trolleys	Supermarket Cages, Pallet Trucks	Forklift Trucks, Hydraulic Cranes	Most Effective Against Dirt/Soil	Most Effective Against Moisture

+44 (0)1788 228 566 contact@cobaflooring.com

Europark Industrial Estate, A5 Watling Street, Rugby, Warwickshire, CV23 0AL, United Kingdom