


**Tough-Lock Eco**  
**PRODUCT DATASHEET**




- ➔ 100% recycled PVC version of Tough-Lock.
- ➔ Recycled PVC material PVC material is suitable for both heavy and light industrial use.
- ➔ Tiles are easy to install, with a simple interlocking system.
- ➔ Bevelled edging is available to add that finishing touch.

**Technical Specification**


Material:	Recycled PVC
Surface Finish:	Studded
Product Height:	5 mm
Min. Operating Temperature:	-10°C
Max. Operating Temperature:	+60°C
Environmental Resistance:	Suitable for indoor environments
Typical Applications:	General industrial
Installation Method:	Interlocking tiles – loose lay or bonded
Accessories:	Bevelled edging
COO (Country of Origin):	CN

FEATURES AND BENEFITS

STYLES AND COLOURS



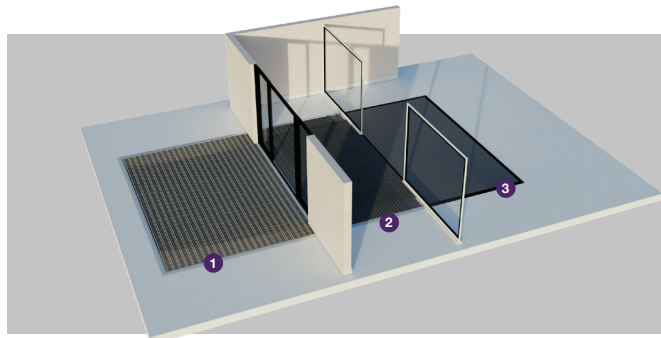
**Tough-Lock Eco**



**Tough-Lock Eco  
 Edge Accessories**


**Tough-Lock Eco**  
**PRODUCT DATASHEET**

ZONES



**Zones**

We recommend a zoning system when choosing your entrance matting. Whether your entrance extends outdoors or is fully covered, creating three zones delivers optimum dirt barrier performance, ensuring interior floors are kept clean and hazard free.



Light	Medium	High	Very High	Light	Medium	Heavy Duty	Max Duty	Dirt	Moisture
Less than 80 people per hour 3-4 metres	Up to 300 people per hour 6-7 metres	Around 600 people per hour 8-10 metres	Over 5,000 people per day 9-12 metres	Suitcases, Wheelchairs	Supermarket Trolleys, Sack barrows, Luggage trolleys	Supermarket Cages, Pallet Trucks	Forklift Trucks, Hydraulic Cranes	Most Effective Against Dirt/Soil	Most Effective Against Moisture
<b>Pedestrian Traffic</b>				<b>Wheeled Traffic</b>			<b>Contaminants</b>		
It is important that matting is a sufficient length to allow moisture and debris to be wiped off footwear as people walk across the mat. Our COBA Flooring team recommends a minimum of six footsteps for this to be effective.				Depending on the nature of the building, the entrance may have to contend with different types of wheeled traffic. It is important that all matting complies with DDA Regulations/The Equality Act, so that wheelchairs can safely move on and off.			All of our products protect you against contaminants, but some products are more effective than others for removing either dirt or moisture. Use these icons to determine which.		