



FEATURES AND BENEFITS




- ➔ Effectively removes moisture and debris, even from wheeled trolleys, without buckling.
- ➔ Safe for high heeled footwear, heels won't get stuck in the tiles.
- ➔ Move, clean or replace individual tiles – they clip together with ease.
- ➔ Easily cut to shape, so you can fit to any space and install faster with fewer specialist tools.
- ➔ Exceptionally durable carpet inserts manufactured from ECONYL®, a recycled nylon material made from discarded fishing nets and other sources.
- ➔ Accessories available.

Technical Specification


Uniclass	Pr_35_57_11_26 Entrance mats
CAWS	N10 / 300 Entrance Matting
Material	ECONYL® Regenerated Nylon inserts in PVC tile
Tile Size	300 mm x 450 mm
Tile Height	12.5 mm
Product Height	13.5 mm
Environmental Resistance	Suitable for dry environments
Typical Applications	Entrance areas
Installation Method	Installed into recessed well
Fire Tested to	BS EN 13501-1 Class Cfl – s2
Slip Tested to	BS 7976-2 – low slip potential
COO (Country of Origin)	UK

Notes: Alba is a tufted carpet product and therefore its appearance can vary depending on the direction of the pile and the light in the surrounding environment. To achieve a uniform appearance consider hoovering the product in a single direction. Slip resistance specifications are based on the correct direction of travel i.e. perpendicular to the channels and inserts.


STYLES AND COLOURS



**Premier Track
Open Surface
Alba Anthracite**




**Premier Track
Open Surface
Alba Grey**




**Premier Track
Open Surface
Alba Blue**




**Premier Track
Open Surface
Alba Brown**



**Premier Track
Closed Surface
Alba Anthracite**



**Premier Track
Closed Surface
Alba Grey**

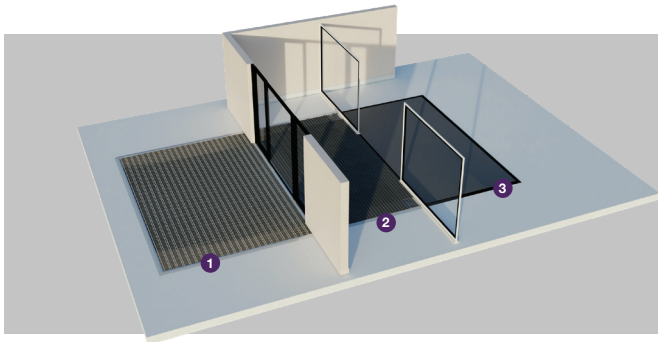


**Premier Track
Closed Surface
Alba Blue**



**Premier Track
Closed Surface
Alba Brown**

ZONES



Zones

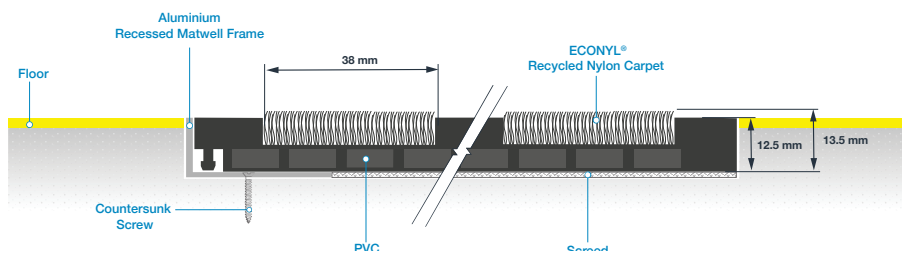
We recommend a zoning system when choosing your entrance matting. Whether your entrance extends outdoors or is fully covered, creating three zones delivers optimum dirt barrier performance, ensuring interior floors are kept clean and hazard free.



Light	Medium	High	Very High	Light	Medium	Heavy Duty	Max Duty	Dirt	Moisture
Less than 80 people per hour 3-4 metres	Up to 300 people per hour 6-7 metres	Around 600 people per hour 8-10 metres	Over 5,000 people per day 9-12 metres	Suitcases, Wheelchairs	Supermarket Trolleys, Sack barrows, Luggage trolleys	Supermarket Cages, Pallet Trucks	Forklift Trucks, Hydraulic Cranes	Most Effective Against Dirt/Soil	Most Effective Against Moisture
Pedestrian Traffic				Wheeled Traffic			Contaminants		
It is important that matting is a sufficient length to allow moisture and debris to be wiped off footwear as people walk across the mat. Our COBA Flooring team recommends a minimum of six footsteps for this to be effective.				Depending on the nature of the building, the entrance may have to contend with different types of wheeled traffic. It is important that all matting complies with DDA Regulations/The Equality Act, so that wheelchairs can safely move on and off.			All of our products protect you against contaminants, but some products are more effective than others for removing either dirt or moisture. Use these icons to determine which.		

INSTALLATION

**Premier Track Entrance Matting
Installed in a recessed well**



**Premier Track Entrance Matting
Installed on floor and finished with a ramped edge**

