

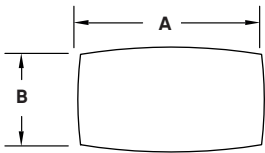
Hotrod BW

Versatile and easy to use, Hotrod BW is a compressible foam solution tailor-made for fire rated bottom-wall joints. 1- and 2-hour rated (tested to UL 2079), this pre-formed firestop accessory is easily installed along the wall's bottom track, flush with the drywall. Unaffected by water, moisture or temperature, Hotrod BW is engineered to remain flexible and effective for the lifetime of the wall assembly.



Installation Guide


Technical Specs




Scan Below for
Installation Video



Step 1:



Step 2:



Before Installation:

Clean floor surface prior to installation.

Step 1:

Place Hotrod BW on the floor against the framing.

Step 2:

Place drywall on top of Hotrod BW, ensuring that it is compressed. Leave a 1/2" to 3/4" gap between the drywall and the floor.