

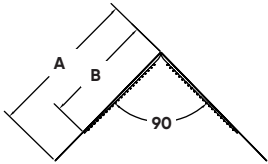
Large Fast Edge® Paper

Made of laminated paper over a vinyl core, Large Fast Edge Paper's patented mud locks keep the corner bead held firmly in place without the need for staples or adhesives, and its adjustable nose and wider legs allow it to conform to imperfect framing. This highly advanced bead gives you a quicker finish – while using the least amount of joint compound – over any other solution on the market.

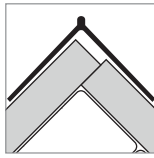


Installation Guide

Technical Specs



Setback: Standard



Scan Below for Installation Video



Before Installation:

Measure, cut and dry fit the bead.

Step 1:

Apply compound to Fast Edge Paper using a hopper.

Step 2:

Place bead on the corner.

Step 3:

Press the bead in place, applying pressure using the Pro Series Fast Edge Paper Quad Roller.

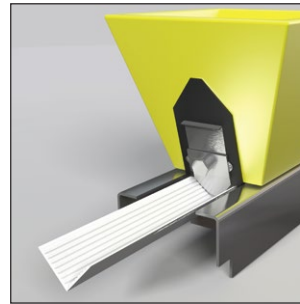
Step 4:

Wipe the surface of Fast Edge Paper to clean any excess mud.

Step 5:

Finish with drywall compound.

Step 1:



Step 2:



Step 3:



Step 4:



Step 5:

