

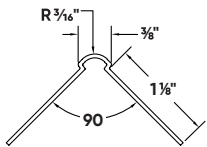
3/16" Small Bullnose Archway Bead

The 3/16" Small Bullnose Archway Bead, with the smallest-radius bullnose edge on the market, supplies a tightly rounded edge to your curved drywall surfaces. An arched detail, outfitted with contemporary 3/16" Small Bullnose corners, is a simple way to take your interior space from unremarkable to unforgettable.

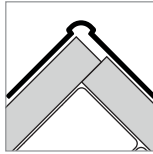


Installation Guide

Technical Specs



Setback: Standard



Scan Below for Installation Video



Before Installation:

Measure, cut and dry fit the bead, leaving a 1/2" gap at the floor.

Step 1:

Coat both the bead and edge of drywall with Trim-Tex 847 Spray Adhesive.

Step 2:

Press the bead in place, applying pressure to the mud legs.


Step 3:

Staple every 6"-8" using 1/2" staples.
Note: for smaller arches, stapling each tab may be necessary.

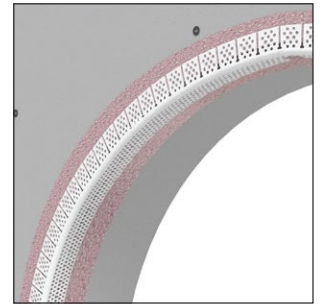
Step 4:

Finish with drywall compound.

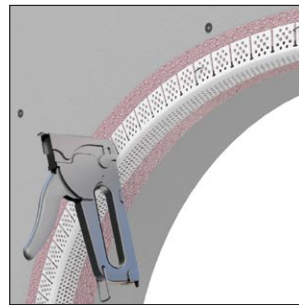
Step 1:



Step 2:



Step 3:



Step 4:

