

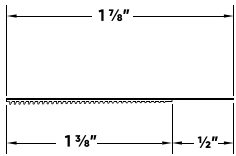
Fast Edge® Tape

Live on the edge! For a mud-saving, faster finish anywhere drywall meets mixed materials – window returns, skylights, tub enclosures and more – Fast Edge® Tape is the ideal, cost-saving solution. This hybrid paper-vinyl bead uses patented Mud Lock Technology for unbeatable bond strength and easy installation: simply prefill, install, and apply your fill coat in one step. It's also available in convenient 100-foot rolls.



Installation Guide

Technical Specs



Scan Below for Installation Video



Before Installation:

Install drywall up to a window (or other substrate), ensuring any gap does not exceed 1/2". Cut Fast Edge Tape to length.

Step 1:

Apply mud to drywall.


Step 2:

Install Fast Edge Tape and butt it up to the window (or other substrate). Wipe off excess mud.


Step 3:

Apply first coat of mud to the outer edge of the product. Apply second coat of mud.

Step 1:



Step 2:



Step 3:

